

Signify Classified - Internal  
Cooper Lighting Solutions Photometric Lab  
1121 Highway 74 South  
Peachtree City, GA 30269



Scaled data based on original data using  
LM-79-08 Approved Method: Electrical and Photometric Measurements of Solid-  
State Lighting Products

Test Report Prepared for  
Cooper Lighting Solutions  
(formerly Eaton)

Brand: STREETWORKS

Report Number: P867527

Luminaire Tested: **MEM2-HTN-SA-40-750-U-T2R-HSS**

Issue Date: 08/21/2024



**Test Information**

Test Method: LM-79-08  
Report Number: P867527  
Test Lab: INNOVATION CENTER(G3)  
Issue Date: 08/21/2024  
Manufacturer: COOPER LIGHTING SOLUTIONS (FORMERLY EATON)  
Product Line: STREETWORKS  
Catalog Number: MEM2-HTN-SA-40-750-U-T2R-HSS  
Description: EPIC MODERN TALL HOUSING DISCRETE LED ARRAYS 40W 70CRI 5000K  
FIXTURE w/ TYPE II ROADWAY DISTRIBUTION OPTIC AND HOUSE SIDE SHIELD  
Light Source: (10) 5000K CCT, 70 CRI LEDS  
Ballast/Driver: ELECTRONIC DRIVER

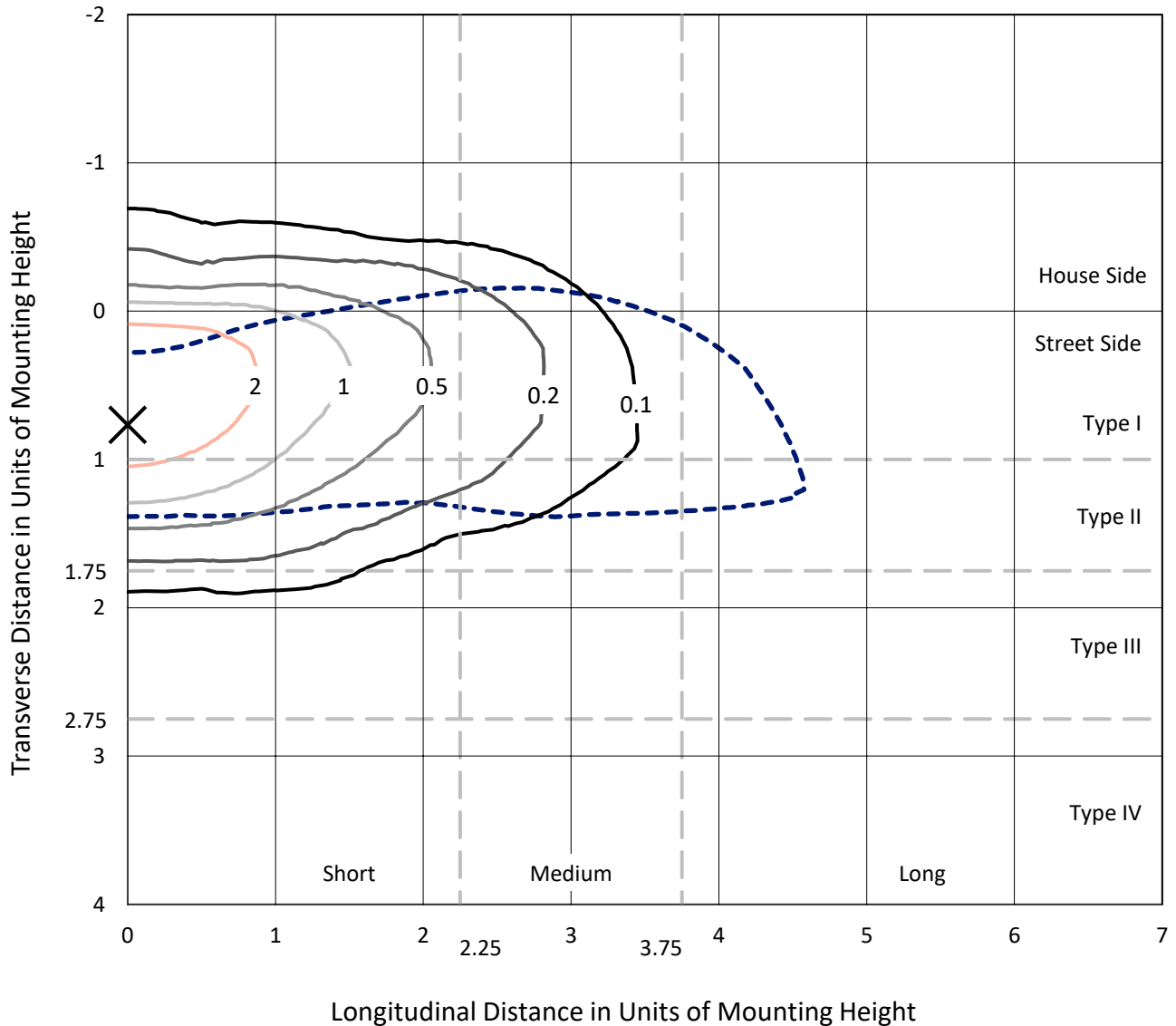
**Summary**

Lumens per Lamp: N/A  
Luminaire Lumens: 4410.1 lumens  
Efficiency: N/A  
Efficacy: 100.2 lumens/watt  
Luminous Opening: Rectangular (W 0.33' x L: 0.33' x H: 0')  
IES Classification: Type II - Short  
BUG Rating: B1 - U0 - G1  
  
Input Watts (W): 44  
Input Voltage (V): 120  
Input Current (Ain): NR  
Voltage Rise (V): NR  
Power Factor: 0.99  
Total Harmonic Distortion (THDi): 6.91%  
Frequency (hertz): 60  
Stabilization Time: NR  
Operation Time: NR  
Ambient Temperature (°C): NR  
Test Distance: 24 FT

REPORT NUMBER: P867527  
 CATALOG NUMBER: MEM2-HTN-SA-40-750-U-T2R-HSS

### Iso-Footcandle Lines of Horizontal Illumination

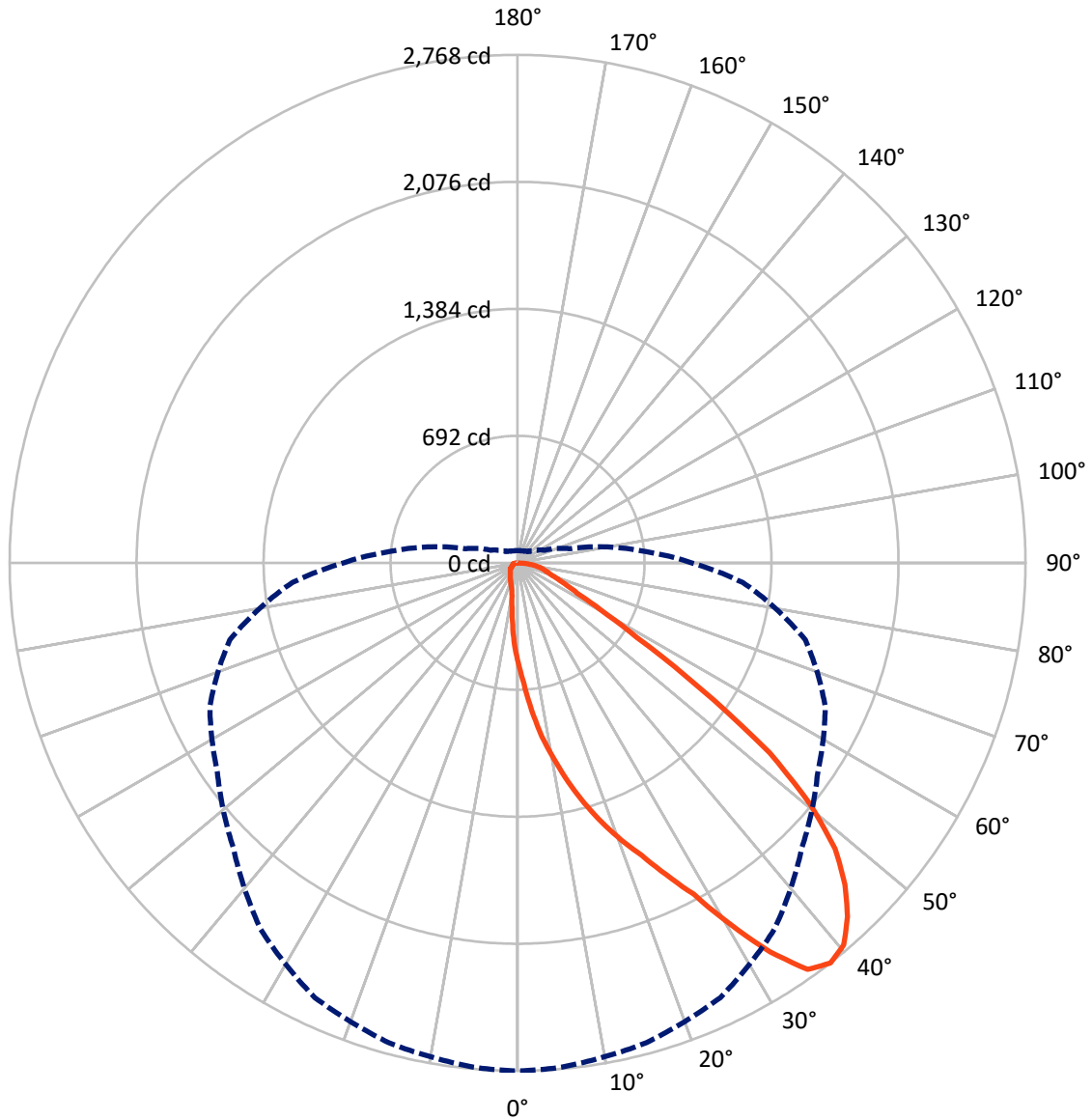
✕ Max cd  
 - - - 1/2 Max cd



Based on 20 foot mounting height. Maximum calculated value = 3.8 fc  
 Type II - Short - N/A

REPORT NUMBER: P867527  
CATALOG NUMBER: MEM2-HTN-SA-40-750-U-T2R-HSS

### Luminous Intensity Polar Plot



— Vertical Plane Through 0-Deg Lateral      - - - Horizontal Cone Through 37.5-Deg Vertical

REPORT NUMBER: P867527  
 CATALOG NUMBER: MEM2-HTN-SA-40-750-U-T2R-HSS

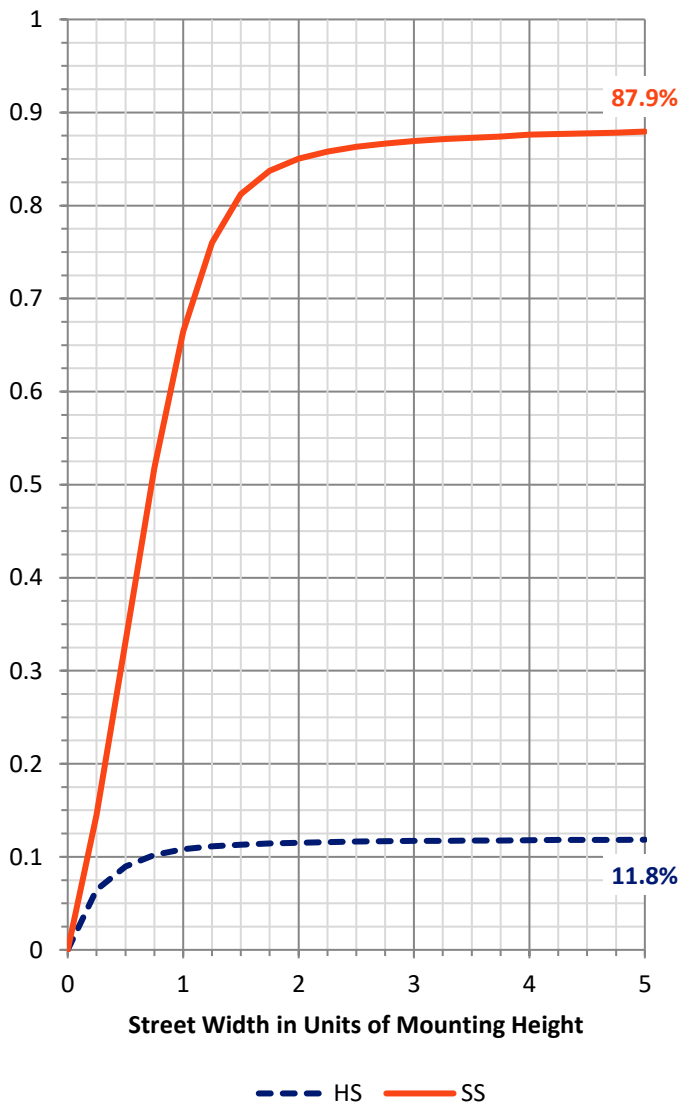
**FLUX DISTRIBUTION:**

		Downward	Upward	Total
<b>House Side</b>	Lumens	526.0	0.0	526.0
	% Fixture	11.9	0.0	11.9
<b>Street Side</b>	Lumens	3884.1	0.0	3884.1
	% Fixture	88.1	0.0	88.1
<b>Total</b>	Lumens	4410.1	0.0	4410.1
	% Fixture	100.0	0.0	100.0

**Coefficient of Utilization**

**ZONAL LUMENS:**

Zone	Lumens	% Fixture
0°-10°	54.8	1.2
10°-20°	191.6	4.3
20°-30°	395.4	9.0
30°-40°	695.7	15.8
40°-50°	944.6	21.4
50°-60°	935.9	21.2
60°-70°	720.5	16.3
70°-80°	418.2	9.5
80°-90°	53.2	1.2
90°-100°	0.0	0.0
100°-110°	0.0	0.0
110°-120°	0.0	0.0
120°-130°	0.0	0.0
130°-140°	0.0	0.0
140°-150°	0.0	0.0
150°-160°	0.0	0.0
160°-170°	0.0	0.0
170°-180°	0.0	0.0
0°-90°	4410.1	100.0
0°-180°	4410.1	100.0



REPORT NUMBER: P867527

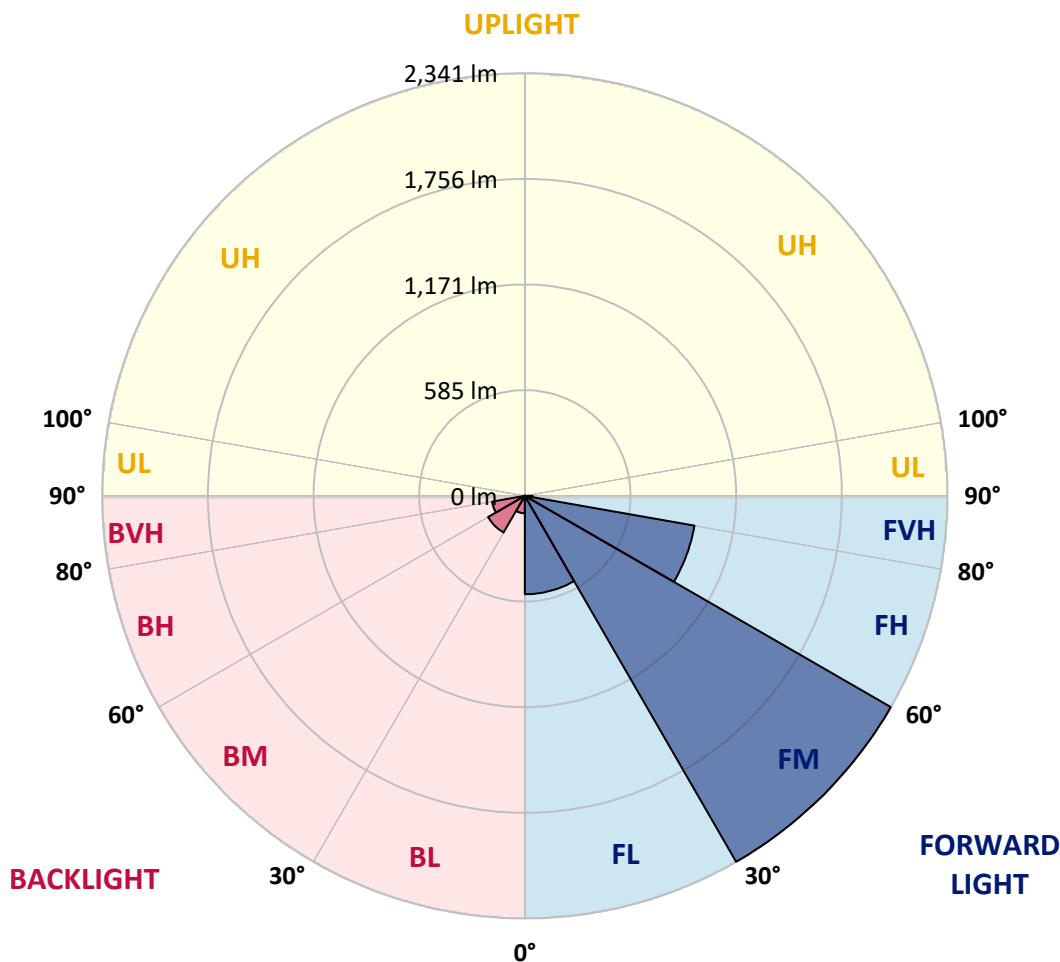
CATALOG NUMBER: MEM2-HTN-SA-40-750-U-T2R-HSS

**LUMINAIRE CLASSIFICATION SYSTEM LUMEN TABLE AND BUG RATING:**

Zone	Lumens	% Fixture	Zone Rating/Lumen Limit		
			B	U	G
FL (0°-30°)	545.2	12.4			
FM (30°-60°)	2341.4	53.1			
FH (60°-80°)	954.2	21.6			G1/1800
FVH (80°-90°)	43.4	1.0			G1/100
BL (0°-30°)	96.7	2.2	B0/110		
BM (30°-60°)	234.9	5.3	B1/1000		
BH (60°-80°)	184.5	4.2	B1/500		G1/500
BVH (80°-90°)	9.8	0.2			G0/10
UL (90°-100°)	0.0	0.0		U0/0	
UH (100°-180°)	0.0	0.0		U0/0	

**BUG Rating: B1-U0-G1**

Type II Short





REPORT NUMBER: P867527

CATALOG NUMBER: MEM2-HTN-SA-40-750-U-T2R-HSS

**CANDELA DISTRIBUTION (FULL):**

	0°	1°	5°	15°	25°	35°	45°	55°	65°	75°	85°
0°	546.5	546.5	546.5	546.5	546.5	546.5	546.5	546.5	546.5	546.5	546.5
2.5°	658.5	668.3	660.9	654.8	646.2	637.5	625.2	611.7	594.5	573.5	555.1
5°	807.4	812.3	809.9	806.2	779.1	753.2	727.4	695.4	651.1	611.7	569.9
7.5°	956.3	953.9	947.7	936.6	912.0	882.5	835.7	782.8	720.0	651.1	585.9
10°	1086.8	1090.5	1085.5	1068.3	1037.5	996.9	940.3	880.0	795.1	699.1	608.0
12.5°	1223.4	1225.9	1225.9	1188.9	1168.0	1105.2	1044.9	963.7	868.9	758.2	633.9
15°	1357.6	1352.6	1352.6	1328.0	1291.1	1220.9	1153.2	1054.8	947.7	813.5	663.4
17.5°	1485.6	1488.0	1476.9	1449.9	1414.2	1346.5	1262.8	1154.5	1025.2	880.0	694.2
20°	1612.3	1604.9	1600.0	1572.9	1534.8	1454.8	1374.8	1251.7	1116.3	955.1	737.2
22.5°	1730.5	1734.2	1721.9	1678.8	1643.1	1570.5	1479.4	1366.2	1212.3	1030.2	784.0
25°	1883.1	1870.8	1881.9	1830.2	1774.8	1688.6	1585.2	1473.2	1316.9	1122.5	841.9
27.5°	2045.6	2052.9	2046.8	1990.2	1915.1	1799.4	1691.1	1571.7	1422.8	1209.9	907.1
30°	2288.0	2284.3	2285.6	2200.6	2076.3	1938.5	1805.6	1675.1	1528.6	1316.9	983.4
32.5°	2528.0	2541.6	2508.3	2433.3	2290.5	2082.5	1920.0	1774.8	1630.8	1409.2	1060.9
35°	2721.3	2717.6	2704.0	2620.3	2478.8	2276.9	2050.5	1885.6	1739.1	1522.5	1147.1
37.5°	2768.0	2768.0	2759.4	2707.7	2614.2	2439.4	2192.0	1996.3	1849.9	1623.4	1230.8
40°	2737.3	2731.1	2726.2	2691.7	2641.3	2537.9	2340.9	2110.8	1968.0	1753.9	1323.1
42.5°	2636.3	2637.6	2631.4	2611.7	2584.6	2545.3	2433.3	2232.6	2083.7	1876.9	1414.2
45°	2500.9	2503.4	2496.0	2493.6	2480.0	2480.0	2454.2	2328.6	2193.3	2002.5	1513.9
47.5°	2327.4	2326.2	2322.5	2316.3	2343.4	2372.9	2396.3	2382.8	2290.5	2137.9	1603.7
50°	2062.8	2060.3	2071.4	2102.2	2168.6	2233.9	2302.8	2366.8	2360.6	2263.4	1712.0
52.5°	1719.4	1703.4	1715.7	1810.5	1947.1	2092.3	2189.6	2290.5	2396.3	2396.3	1819.1
55°	1202.5	1216.0	1223.4	1362.5	1632.0	1881.9	2052.9	2183.4	2382.8	2502.2	1937.3
57.5°	765.5	770.5	792.6	942.8	1259.1	1571.7	1874.5	2088.6	2332.3	2590.8	2055.4
60°	515.7	498.5	515.7	601.9	905.9	1233.2	1612.3	1969.3	2259.7	2654.8	2185.9
62.5°	364.3	363.1	368.0	418.5	646.2	926.8	1283.7	1808.0	2201.9	2658.5	2283.1
65°	294.2	285.5	289.2	317.5	433.2	679.4	941.5	1516.3	2150.2	2593.3	2331.1
67.5°	236.3	232.6	235.1	253.5	324.9	510.8	663.4	1153.2	2040.6	2482.5	2304.0
70°	193.2	194.5	195.7	214.2	258.5	386.5	473.9	791.4	1806.8	2356.9	2182.2
72.5°	167.4	167.4	168.6	180.9	216.6	306.5	358.2	514.5	1462.2	2221.6	1958.2
75°	147.7	147.7	147.7	158.8	184.6	246.2	278.2	352.0	1049.9	1970.5	1619.7
77.5°	128.0	129.2	129.2	139.1	158.8	192.0	214.2	243.7	669.5	1522.5	1225.9
80°	98.5	98.5	99.7	110.8	135.4	150.2	157.5	172.3	352.0	956.3	777.9
82.5°	68.9	70.2	70.2	71.4	91.1	92.3	84.9	86.2	128.0	317.5	295.4
85°	7.4	8.6	9.8	9.8	16.0	19.7	20.9	19.7	20.9	36.9	36.9
87.5°	0.0	0.0	0.0	0.0	1.2	2.5	2.5	3.7	3.7	3.7	3.7
90°	0.0	0.0	0.0	0.0	0.0	0.0	0.0	0.0	0.0	0.0	0.0



REPORT NUMBER: P867527  
 CATALOG NUMBER: MEM2-HTN-SA-40-750-U-T2R-HSS

**CANDELA DISTRIBUTION (continued):**

	90°	95°	105°	115°	125°	135°	145°	155°	165°	175°	180°
0°	546.5	546.5	546.5	546.5	546.5	546.5	546.5	546.5	546.5	546.5	546.5
2.5°	545.2	536.6	518.2	502.2	487.4	475.1	466.5	455.4	446.8	446.8	451.7
5°	548.9	529.2	491.1	455.4	427.1	400.0	375.4	359.4	347.1	339.7	339.7
7.5°	553.9	524.3	466.5	412.3	368.0	324.9	286.8	268.3	249.8	243.7	244.9
10°	563.7	521.9	444.3	374.2	307.7	253.5	216.6	196.9	187.1	182.2	182.2
12.5°	574.8	521.9	420.9	331.1	253.5	198.2	176.0	161.2	156.3	153.8	151.4
15°	589.5	524.3	401.2	285.5	206.8	167.4	151.4	142.8	137.8	135.4	135.4
17.5°	606.8	526.8	380.3	248.6	176.0	147.7	135.4	129.2	124.3	121.8	121.8
20°	628.9	532.9	359.4	215.4	153.8	135.4	124.3	118.2	113.2	112.0	110.8
22.5°	656.0	542.8	338.5	188.3	139.1	123.1	113.2	108.3	104.6	102.2	102.2
25°	688.0	555.1	322.5	168.6	128.0	114.5	105.8	99.7	96.0	94.8	94.8
27.5°	732.3	576.0	306.5	153.8	119.4	105.8	97.2	92.3	88.6	87.4	86.2
30°	774.2	601.9	299.1	150.2	113.2	98.5	92.3	86.2	82.5	81.2	80.0
32.5°	828.3	631.4	294.2	150.2	110.8	93.5	86.2	81.2	77.5	76.3	75.1
35°	886.2	665.9	294.2	155.1	112.0	89.8	81.2	76.3	72.6	70.2	70.2
37.5°	948.9	700.3	296.6	162.5	115.7	87.4	76.3	71.4	67.7	66.5	66.5
40°	1015.4	747.1	301.5	168.6	119.4	86.2	71.4	67.7	64.0	61.5	61.5
42.5°	1076.9	784.0	310.2	176.0	121.8	84.9	67.7	64.0	60.3	59.1	59.1
45°	1148.3	824.6	317.5	180.9	121.8	81.2	64.0	60.3	57.8	56.6	55.4
47.5°	1204.9	857.9	321.2	183.4	119.4	77.5	60.3	57.8	55.4	52.9	54.2
50°	1273.9	893.5	327.4	184.6	114.5	72.6	57.8	54.2	51.7	50.5	50.5
52.5°	1340.3	929.2	332.3	182.2	108.3	66.5	54.2	51.7	49.2	46.8	46.8
55°	1419.1	968.6	339.7	178.5	98.5	60.3	50.5	48.0	44.3	43.1	41.8
57.5°	1508.9	1020.3	345.8	171.1	86.2	54.2	48.0	44.3	39.4	36.9	36.9
60°	1591.4	1079.4	350.8	152.6	75.1	50.5	44.3	40.6	35.7	34.5	34.5
62.5°	1680.0	1140.9	350.8	120.6	64.0	45.5	41.8	38.2	33.2	32.0	32.0
65°	1741.6	1196.3	339.7	89.8	54.2	43.1	40.6	35.7	30.8	29.5	29.5
67.5°	1758.8	1230.8	308.9	64.0	46.8	40.6	38.2	33.2	29.5	27.1	27.1
70°	1703.4	1203.7	252.3	49.2	40.6	36.9	34.5	30.8	27.1	25.8	25.8
72.5°	1544.6	1100.3	188.3	41.8	35.7	34.5	32.0	28.3	25.8	24.6	24.6
75°	1293.6	914.5	132.9	36.9	33.2	30.8	28.3	25.8	23.4	23.4	23.4
77.5°	979.7	660.9	82.5	33.2	28.3	28.3	25.8	23.4	22.2	20.9	20.9
80°	632.6	417.2	46.8	23.4	19.7	20.9	18.5	16.0	16.0	14.8	14.8
82.5°	268.3	164.9	24.6	13.5	9.8	8.6	6.2	6.2	4.9	4.9	4.9
85°	27.1	9.8	4.9	3.7	3.7	2.5	2.5	2.5	2.5	1.2	1.2
87.5°	3.7	3.7	3.7	2.5	2.5	2.5	1.2	1.2	1.2	1.2	1.2
90°	0.0	0.0	0.0	0.0	0.0	0.0	0.0	0.0	0.0	0.0	0.0



LM-79-2019: Approved Method: Electrical and Photometric Measurements of Solid-State Lighting Products

Report Prepared for

Cooper Lighting Solutions

Streetworks

Report Number: SP1-2407-157-6

Test Date: 08/07/2024

Luminaire Tested: MEM2-HTN-SA-40-750-U-5WQ-2

Data in this report applies to families of products including MEM2-HTN-SA-40-750-U-5WQ-2

**Test Information**

Test Method: LM-79-2019  
 Report Number: SP1-2407-157-6  
 Test Lab: COOPER LIGHTING SOLUTIONS  
 Photometer: SP1 - 76IN SPHERE  
 Measurement Geometry: 4π  
 Issue Date: 08/20/2024  
 Manufacturer: COOPER LIGHTING SOLUTIONS  
 Product Line: Streetworks  
 Catalog Number: **MEM2-HTN-SA-40-750-U-5WQ-2**  
 Description: Epic Modern Light Square 40W 5WQ Optic and Flare Trim

**Spectral Parameters**

CCT (K): 5094  
 CIE u': 0.2082  
 CIE v': 0.4867  
 Duv: 0.0032  
 CIE x: 0.3430  
 CIE y: 0.3564  
 CIE z: 0.3006  
 Peak Wavelength (nm): 451  
 Dominant Wavelength (nm): 568  
 Purity: 9.86439  
 Rf: 73.7  
 Rg: 93

CRI (Ra):	72.0		
R1:	68.6	R9:	-39.6
R2:	78.1	R10:	47.6
R3:	84.6	R11:	68.2
R4:	71.6	R12:	41.4
R5:	69.6	R13:	70.4
R6:	69.4	R14:	91.4
R7:	80.9	R15:	61.4
R8:	53.1		



**Test Conditions**

Stabilization Time: 20M  
 Operation Time: 1H 20M  
 Sphere Temperature (°C): 24.2

REPORT NUMBER: SP1-2407-157-6

Measurement and Test Equipment			
Instrument	Identification Number	Calibration Date	Calibration Due Date
Photometer	IN0058	6/18/2024	12/18/2024
Power Meter	INXT2011004	2/8/2024	2/8/2025
AC Power Source	IN0063	10/24/2023	10/24/2024
DC Power Source	IN0208	10/24/2023	10/24/2024
Sphere Thermometer	IN0085	10/24/2023	10/24/2024
Room Thermometer	IN0046	10/24/2023	10/24/2024

REPORT NUMBER: SP1-2407-157-6

CIE 1931 Chromaticity Diagram



CIE 1931 Chromaticity Diagram with 2017 ANSI 7-Step and 4-Step Quadrangles



Point lies inside the ANSI 5000K 4-step quadrangle

REPORT NUMBER: SP1-2407-157-6

**Photopic Flux vs. Wavelength**

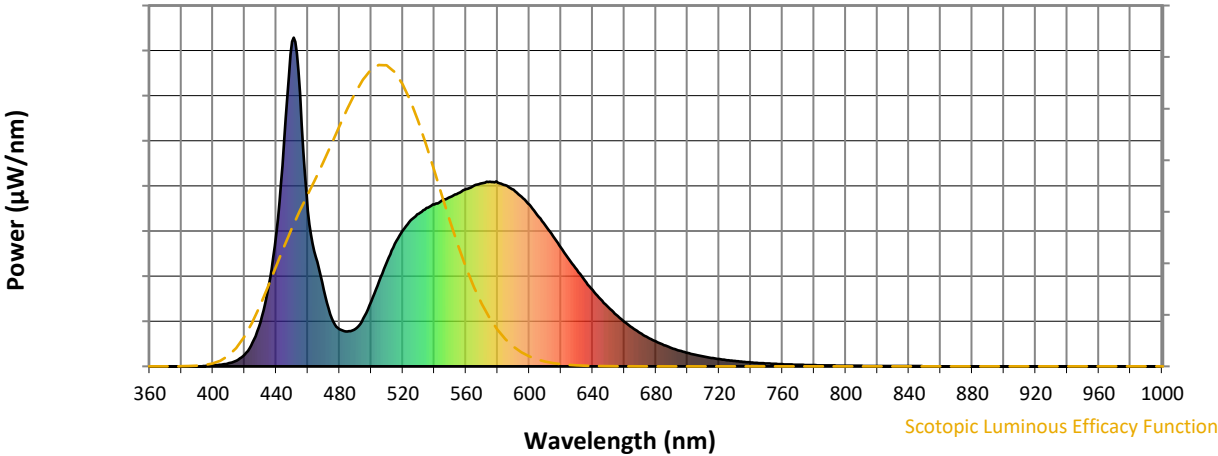


**Photopic Lumens: NR**

λ (nm)	Power W <sup>^</sup> /nm	Lumens (φ/nm)	λ (nm)	Power W <sup>^</sup> /nm	Lumens (φ/nm)	λ (nm)	Power W <sup>^</sup> /nm	Lumens (φ/nm)	λ (nm)	Power W <sup>^</sup> /nm	Lumens (φ/nm)	λ (nm)	Power W <sup>^</sup> /nm	Lumens (φ/nm)
360	0	NR	490	114	NR	620	361	NR	750	9	NR	880	0	NR
365	0	NR	495	145	NR	625	326	NR	755	8	NR	885	0	NR
370	0	NR	500	197	NR	630	294	NR	760	7	NR	890	0	NR
375	0	NR	505	259	NR	635	261	NR	765	6	NR	895	0	NR
380	0	NR	510	319	NR	640	232	NR	770	5	NR	900	0	NR
385	0	NR	515	373	NR	645	204	NR	775	4	NR	905	0	NR
390	0	NR	520	414	NR	650	179	NR	780	4	NR	910	0	NR
395	1	NR	525	445	NR	655	157	NR	785	3	NR	915	0	NR
400	3	NR	530	465	NR	660	136	NR	790	3	NR	920	0	NR
405	5	NR	535	482	NR	665	118	NR	795	2	NR	925	0	NR
410	9	NR	540	493	NR	670	102	NR	800	2	NR	930	0	NR
415	18	NR	545	505	NR	675	87	NR	805	2	NR	935	0	NR
420	36	NR	550	515	NR	680	75	NR	810	2	NR	940	0	NR
425	72	NR	555	527	NR	685	65	NR	815	1	NR	945	0	NR
430	134	NR	560	540	NR	690	56	NR	820	1	NR	950	0	NR
435	242	NR	565	550	NR	695	48	NR	825	1	NR	955	0	NR
440	407	NR	570	557	NR	700	41	NR	830	1	NR	960	0	NR
445	684	NR	575	561	NR	705	35	NR	835	1	NR	965	0	NR
450	988	NR	580	559	NR	710	30	NR	840	1	NR	970	0	NR
455	828	NR	585	551	NR	715	26	NR	845	1	NR	975	0	NR
460	473	NR	590	537	NR	720	22	NR	850	1	NR	980	0	NR
465	333	NR	595	516	NR	725	19	NR	855	0	NR	985	0	NR
470	232	NR	600	491	NR	730	16	NR	860	0	NR	990	0	NR
475	146	NR	605	461	NR	735	14	NR	865	0	NR	995	0	NR
480	113	NR	610	429	NR	740	12	NR	870	0	NR	1000	0	NR
485	106	NR	615	395	NR	745	10	NR	875	0	NR			

REPORT NUMBER: SP1-2407-157-6

**Scotopic Flux vs. Wavelength**



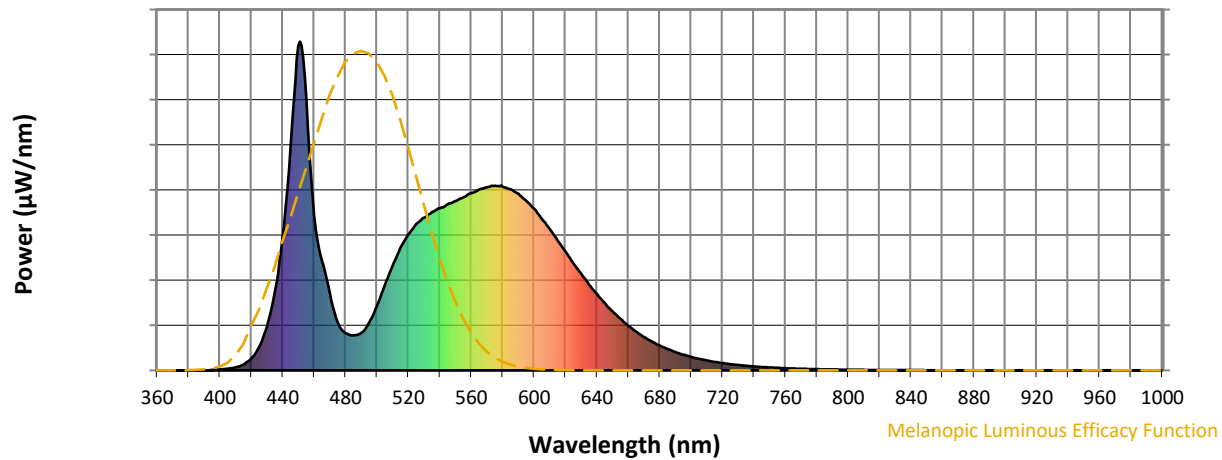
**Scotopic Lumens: NR**

**S/P: 1.81**

λ (nm)	Power W <sup>^</sup> /nm	Lumens (φ/nm)	λ (nm)	Power W <sup>^</sup> /nm	Lumens (φ/nm)	λ (nm)	Power W <sup>^</sup> /nm	Lumens (φ/nm)	λ (nm)	Power W <sup>^</sup> /nm	Lumens (φ/nm)	λ (nm)	Power W <sup>^</sup> /nm	Lumens (φ/nm)
360	0	NR	490	114	NR	620	361	NR	750	9	NR	880	0	NR
365	0	NR	495	145	NR	625	326	NR	755	8	NR	885	0	NR
370	0	NR	500	197	NR	630	294	NR	760	7	NR	890	0	NR
375	0	NR	505	259	NR	635	261	NR	765	6	NR	895	0	NR
380	0	NR	510	319	NR	640	232	NR	770	5	NR	900	0	NR
385	0	NR	515	373	NR	645	204	NR	775	4	NR	905	0	NR
390	0	NR	520	414	NR	650	179	NR	780	4	NR	910	0	NR
395	1	NR	525	445	NR	655	157	NR	785	3	NR	915	0	NR
400	3	NR	530	465	NR	660	136	NR	790	3	NR	920	0	NR
405	5	NR	535	482	NR	665	118	NR	795	2	NR	925	0	NR
410	9	NR	540	493	NR	670	102	NR	800	2	NR	930	0	NR
415	18	NR	545	505	NR	675	87	NR	805	2	NR	935	0	NR
420	36	NR	550	515	NR	680	75	NR	810	2	NR	940	0	NR
425	72	NR	555	527	NR	685	65	NR	815	1	NR	945	0	NR
430	134	NR	560	540	NR	690	56	NR	820	1	NR	950	0	NR
435	242	NR	565	550	NR	695	48	NR	825	1	NR	955	0	NR
440	407	NR	570	557	NR	700	41	NR	830	1	NR	960	0	NR
445	684	NR	575	561	NR	705	35	NR	835	1	NR	965	0	NR
450	988	NR	580	559	NR	710	30	NR	840	1	NR	970	0	NR
455	828	NR	585	551	NR	715	26	NR	845	1	NR	975	0	NR
460	473	NR	590	537	NR	720	22	NR	850	1	NR	980	0	NR
465	333	NR	595	516	NR	725	19	NR	855	0	NR	985	0	NR
470	232	NR	600	491	NR	730	16	NR	860	0	NR	990	0	NR
475	146	NR	605	461	NR	735	14	NR	865	0	NR	995	0	NR
480	113	NR	610	429	NR	740	12	NR	870	0	NR	1000	0	NR
485	106	NR	615	395	NR	745	10	NR	875	0	NR			

REPORT NUMBER: SP1-2407-157-6

Melanopic Flux vs. Wavelength



Melanopic Lumens: NR

M/P: 3.73

λ (nm)	Power W <sup>^</sup> /nm	Lumens (φ/nm)	λ (nm)	Power W <sup>^</sup> /nm	Lumens (φ/nm)	λ (nm)	Power W <sup>^</sup> /nm	Lumens (φ/nm)	λ (nm)	Power W <sup>^</sup> /nm	Lumens (φ/nm)	λ (nm)	Power W <sup>^</sup> /nm	Lumens (φ/nm)
360	0	NR	490	114	NR	620	361	NR	750	9	NR	880	0	NR
365	0	NR	495	145	NR	625	326	NR	755	8	NR	885	0	NR
370	0	NR	500	197	NR	630	294	NR	760	7	NR	890	0	NR
375	0	NR	505	259	NR	635	261	NR	765	6	NR	895	0	NR
380	0	NR	510	319	NR	640	232	NR	770	5	NR	900	0	NR
385	0	NR	515	373	NR	645	204	NR	775	4	NR	905	0	NR
390	0	NR	520	414	NR	650	179	NR	780	4	NR	910	0	NR
395	1	NR	525	445	NR	655	157	NR	785	3	NR	915	0	NR
400	3	NR	530	465	NR	660	136	NR	790	3	NR	920	0	NR
405	5	NR	535	482	NR	665	118	NR	795	2	NR	925	0	NR
410	9	NR	540	493	NR	670	102	NR	800	2	NR	930	0	NR
415	18	NR	545	505	NR	675	87	NR	805	2	NR	935	0	NR
420	36	NR	550	515	NR	680	75	NR	810	2	NR	940	0	NR
425	72	NR	555	527	NR	685	65	NR	815	1	NR	945	0	NR
430	134	NR	560	540	NR	690	56	NR	820	1	NR	950	0	NR
435	242	NR	565	550	NR	695	48	NR	825	1	NR	955	0	NR
440	407	NR	570	557	NR	700	41	NR	830	1	NR	960	0	NR
445	684	NR	575	561	NR	705	35	NR	835	1	NR	965	0	NR
450	988	NR	580	559	NR	710	30	NR	840	1	NR	970	0	NR
455	828	NR	585	551	NR	715	26	NR	845	1	NR	975	0	NR
460	473	NR	590	537	NR	720	22	NR	850	1	NR	980	0	NR
465	333	NR	595	516	NR	725	19	NR	855	0	NR	985	0	NR
470	232	NR	600	491	NR	730	16	NR	860	0	NR	990	0	NR
475	146	NR	605	461	NR	735	14	NR	865	0	NR	995	0	NR
480	113	NR	610	429	NR	740	12	NR	870	0	NR	1000	0	NR
485	106	NR	615	395	NR	745	10	NR	875	0	NR			

**Summary**

$R_f = 73.7$   
 $R_g = 93$   
 $CIE R_a = 72.0$   
 $R_9 = -39.6$



**Color Vector Graphics**





**Individual Sample Fidelity Index ( $R_{f,i}$ )**

CES01 = 85	CES26 = 62	CES51 = 90	CES76 = 50
CES02 = 59	CES27 = 88	CES52 = 89	CES77 = 67
CES03 = 30	CES28 = 80	CES53 = 79	CES78 = 53
CES04 = 69	CES29 = 69	CES54 = 84	CES79 = 80
CES05 = 46	CES30 = 88	CES55 = 83	CES80 = 77
CES06 = 50	CES31 = 72	CES56 = 74	CES81 = 78
CES07 = 38	CES32 = 62	CES57 = 73	CES82 = 90
CES08 = 38	CES33 = 82	CES58 = 73	CES83 = 90
CES09 = 29	CES34 = 69	CES59 = 86	CES84 = 85
CES10 = 72	CES35 = 83	CES60 = 88	CES85 = 77
CES11 = 56	CES36 = 87	CES61 = 82	CES86 = 75
CES12 = 61	CES37 = 78	CES62 = 81	CES87 = 76
CES13 = 41	CES38 = 98	CES63 = 73	CES88 = 81
CES14 = 74	CES39 = 96	CES64 = 63	CES89 = 72
CES15 = 70	CES40 = 91	CES65 = 60	CES90 = 80
CES16 = 46	CES41 = 96	CES66 = 56	CES91 = 71
CES17 = 49	CES42 = 79	CES67 = 53	CES92 = 58
CES18 = 55	CES43 = 78	CES68 = 63	CES93 = 74
CES19 = 71	CES44 = 99	CES69 = 72	CES94 = 52
CES20 = 63	CES45 = 86	CES70 = 55	CES95 = 64
CES21 = 85	CES46 = 85	CES71 = 46	CES96 = 76
CES22 = 77	CES47 = 89	CES72 = 82	CES97 = 86
CES23 = 91	CES48 = 80	CES73 = 45	CES98 = 76
CES24 = 90	CES49 = 83	CES74 = 90	CES99 = 62
CES25 = 71	CES50 = 89	CES75 = 48	



Color Rendition by Hue-Angle Bin



Measure Comparisons



(END OF REPORT)